

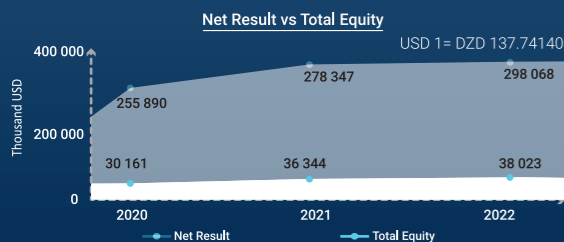
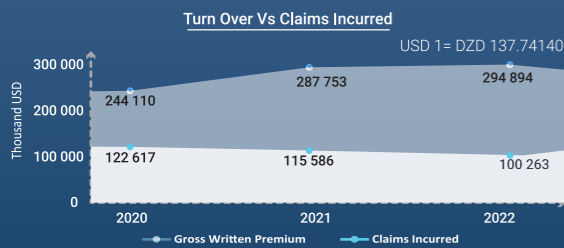
CCR IN BRIEF

- Compagnie Centrale de Réassurance created in 1973.
- Member of (AIO, GAIF, FAIR).
- CCR manages the Decennial Liability Pool, The Political Violence Pool (PV) and the Algerian Catastrophe Insurance Program (ACIP).
- CCR College, trainings and seminar program provided by the company for its local clients.

On October 6th, 2022 ® A.M. Best has affirmed the Financial Strength Rating of B+ (Good).



CCR KEY FIGURES



NATIONAL ACCEPTANCES

U : Thousand USD

Branches	2021	%	2022	%
Special Risks	4 461	1.9%	8 539	1.86%
Property & Casualty	171 169	71.5%	163 612	71.49%
Natural Catastrophe	29 608	12.4%	32 707	12.37%
Life	10 499	4.4%	10 551	4.38%
Aviation	12 481	5.2%	15 368	5.21%
Marine	11 209	4.7%	14 697	4.68%
TOTAL	239 426	100%	245 476	100%

GLOBAL ACCEPTANCES

U : Thousand USD

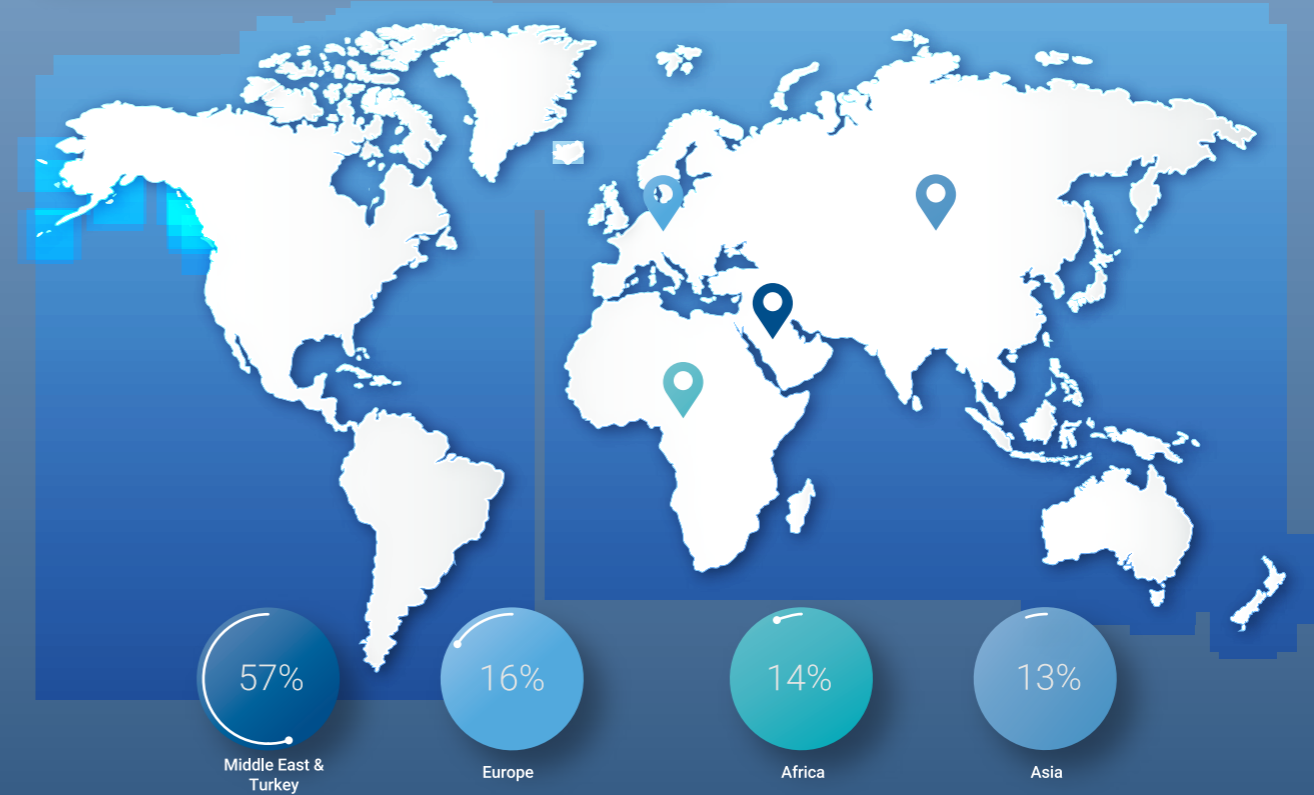
Branches	2021	%	2022	%
Special Risks	4 461	1.55%	153 502	52.05%
Property & Casualty	210 940	73.31%	58 478	19.8%
Natural Catastrophe	29 614	10.29%	32 714	11.1%
Life	11 408	3.96%	10 636	3.6%
Aviation	13 198	4.59%	15 697	5.3%
Marine	15 752	5.47%	20 173	6.8%
Others	2 381	0.83%	3 695	1.3%
TOTAL	287 753	100%	297 894	100%

PERFORMANCE INDICATORS

Combined ratio	2020 78,08%	2021 75,26%	2022 77,32%
Loss Ratio	2020 51,79%	2021 50,90%	2022 54,17%
R.O.E	2020 13,36%	2021 15,02%	2022 14,62%


LOSS RATIO & COMBINED EXCLUDING EQUALIZATION PROVISION
R.O.E: SHAREHOLDER'S EQUITY WITHOUT NET PROFIT

GEOGRAPHICAL SCOPE OF INTERNATIONAL ACTIVITY



الشركة المركزية لإعادة التأمين
COMPAGNIE CENTRALE DE RÉASSURANCE

INTERNATIONAL MARKET ACTIVITY




SERVING YOUR CHALLENGES,
SUPPORTING YOUR ACTIVITY

ACTIVITY DETAILS

U : Thousand USD

	UY 2021		UY 2022	
	GWP in USD	%	GWP in USD	%
Treaty premium	153 667	53.40%	146 674	49.74%
Facultative Premium	134 087	46.60%	148 220	50.26%
Retention	161 469	56.11%	171 247	58.07%
Retrocession	126 284	43.89%	123 647	41.93%
Domestic	239 426	83.21%	245 474	83.24%
International	48 327	16.79%	49 419	16.76%



Lot, N°2 N°133 cité administrative plateau
Ouled Fayet BP 07 bis Alger - Algerie
+213 (0) 23 31 40 75
+213 (0) 23 31 40 69
contact@ccr.dz

UNDERWRITING CAPACITIES

CLASS	TYPE	DOMESTIC MARKET	INTERNATIONAL MARKET
Non Marine	Proportional Treaty	\$ 180 000 000	\$ 5 000 000
	Non Proportional Treaty	\$ 180 000 000	\$ 5 000 000
	Facultative	\$ 360 000 000	\$ 5 000 000
Marine	Proportional Treaty	\$ 22 000 000	\$ 2 000 000
	Non Proportional Treaty	\$ 22 000 000	\$ 2 000 000
	Facultative	\$ 22 000 000	\$ 2 000 000
Casualty	Proportional Treaty	\$ 11 000 000	\$ 2 000 000
	Non Proportional Treaty	\$ 11 000 000	\$ 2 000 000
	Facultative	\$ 11 000 000	\$ 2 000 000
Life & Medical	Proportional Treaty	\$ 800 000	\$ 250 000
	Non Proportional Treaty	\$ 2 000 000	\$ 250 000
	Facultative	\$ 2 000 000	\$ 250 000

KEY FIGURES

U : MILLION DZD

	2020	2021	2022
FINANCIAL STRUCTURE			
SHARE CAPITAL	25 000	25 000	30 000
EQUITY CAPITAL	35 247	38 340	41 056
NET PROFIT	4 154	5 006	5 237
TECHNICAL MANAGEMENT			
TURNOVER	33 624	39 635	40 619
RETENTION	19 780	11 141	23 588
TECHNICAL PROVISIONS	55 590	60 950	60 024
FINANCIAL ACTIVITY			
INVESTMENTS	79 546	91 306	79 952
FINANCIAL PRODUCTS	3 184	3 587	4 064
RATE OF RETURN	4,00%	3,93%	4,15%
SOCIAL REPORT			
WORKFORCE	103	105	111
SUPERVISION RATE	86,53%	89,52%	91,00%
TURNOVER / WORKFORCE	326	377	366



2022